

PRODUCT SPECIFICATIONS

ezH2O[®] Surface Mount Mechanical Bottle Filling Station Non-Filtered Non-Refrigerated Stainless. Features shall include Ambient Water, Laminar Flow, Mechanically Activated, New Offering, Vandal Resistant. Product shall be Wall Mount (On Wall), for Indoor/Outdoor applications, serving 1 station(s).



Special Features:	Ambient Water, Laminar Flow, Mechanically Activated, New Offering, Vandal Resistant
Finish:	Stainless Steel
Mounting Type:	Wall Mount (On Wall)
Chilling Capacity:	Non-refrigerated
Dimensions (L x W x H):	20-1/2" x 18" x 5-1/4"
Approx. Shipping Weight:	27 lbs.
Installation Location:	Indoor/Outdoor
No. of Stations Served:	1
**When used in non-temperature controlled environments, unit(s) must be adequately winterized and/or protected from extreme heat to prevent damage where climates dictate.	

- Laminar flow provides clean fill with minimal splash.

Included with Product: Bottle filler
Ships in one box.

A Century of Tradition and Quality.
For more than 100 years, Elkay has been making innovative products and providing exceptional customer care. We take pride in offering plumbing products that make life easier, inspire change and leave the world a better place.

[Installation Instructions \(PDF\) - 2000001526](#)

Water Systems are warranted for 12 months from date of installation.

Warranty pertains to drinking water applications only. Non-drinking water applications are not covered under warranty.

[Warranty \(PDF\)](#)

PART: _____ QTY: _____

PROJECT: _____

CONTACT: _____

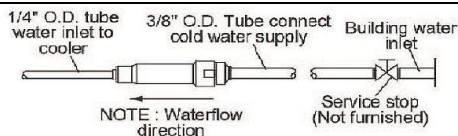
DATE: _____

NOTES: _____

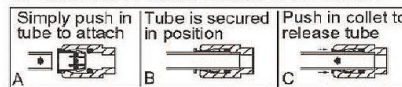
APPROVAL: _____

In keeping with our policy of continuing product improvement, Elkay reserves the right to change product specifications without notice. Please visit elkay.com for the most current version of Elkay product specification sheets. This specification describes an Elkay product with design, quality, and functional benefits to the user. When making a comparison of other producers' offerings, be certain these features are not overlooked.

IMPORTANT!
INSTALLATION NOTES:
 Ensure wall is structurally sound to bear the loads imparted by the Surface Mount Bottle Filler.

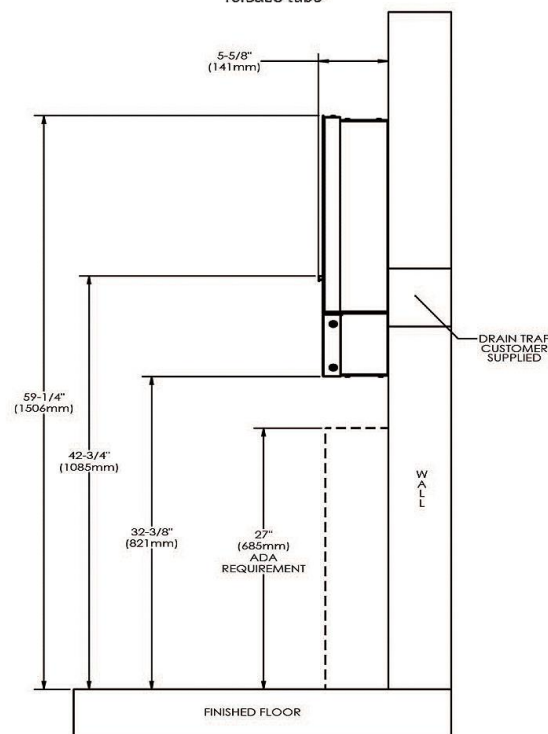
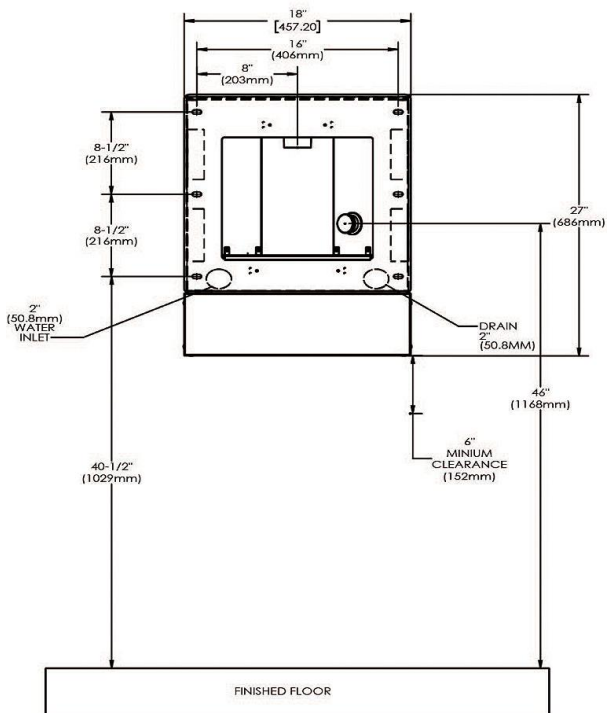


OPERATION OF QUICK CONNECT FITTINGS



Pushing tube in before pulling it out helps to release tube

ADA STAND ALONE MOUNTING



LEGEND:

A = Recommended water supply location; 1/2" IPS maximum pipe size. Service stop valve not furnished.
 B = Recommended waste location. Waste shown in wall but may be behind wall outlet 1-1/4" O.D. (Trap not furnished).
 C = 7/16" X 3/4" Obround mounting holes for fastening backplate to wall.
 NOTE: New Installations Must Use Ground Fault Circuit Interrupter (GFCI). It is highly recommended that the circuit be dedicated and the load protection be sized for 20 amps.

In keeping with our policy of continuing product improvement, Elkay reserves the right to change product specifications without notice. Please visit elkay.com for the most current version of Elkay product specification sheets. This specification describes an Elkay product with design, quality, and functional benefits to the user. When making a comparison of other producers' offerings, be certain these features are not overlooked.